

drivers x COB LED 0107

LED DRIVERS in corrente continua
LED DRIVERS constant current**0125****LED driver**

IN: 100 - 240V
OUT: 350 mA
1 COB LED (art. 0107)

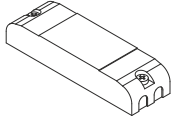


6 x 3,5 x 2 cm 4 cm

SELV

0128**LED driver**

IN: 100 - 240V
OUT: 350 mA
1-2 COB LED (art. 0107)

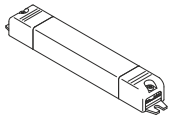


11,6 x 3,4 x 2 cm 4 cm

SELV

0136/15**LED driver**

IN: 100 - 240V
OUT: 350 mA
1-2 COB LED (art. 0107)

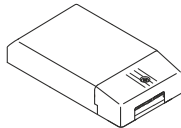


15,8 x 2,2 x 2 cm 3,2 cm

SELV

0169/50**Multipower LED driver**

IN: 220 - 240V
OUT: 350mA
1-3 COB LED (art. 0107)

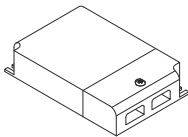


13 x 7,5 x 3 cm 8,5 cm

SELV

DRIVERS DIMMERABILI in corrente continua
DIMMABLE LED DRIVERS constant current**0129 Dimmer LED****Multipower dimmable driver**

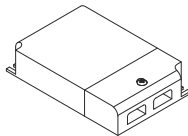
IN: 110 - 240V
OUT: 350 mA, 1-2 COB LED (art. 0107)



10,5 x 7 x 2,2 cm 7,2 cm SELV

0129/DALI Dimmer LED**Multipower dimmable driver**

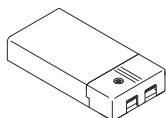
IN: 110 - 240V
OUT: 350 mA 1-2 COB LED (art. 0107)



10,5 x 7 x 2,2 cm 7,2 cm SELV

0141/DALI**Multipower dimmable driver**

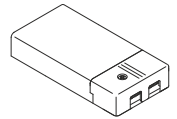
IN: 110 - 240V
OUT: 350 mA, 1-2 COB LED (art. 0107)



11,1 x 5,2 x 2,5 cm 5,5 cm

0141/DIM**Multipower dimmable driver**

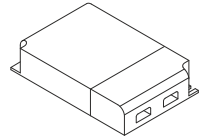
IN: 110 - 240V
OUT: 350 mA, 1-2 COB LED (art. 0107)

**Versione PUSH non sincronizzabile - PUSH version not synchronizable**

11,1 x 5,2 x 2,5 cm 5,5 cm

0145 Dimmer LED Maxi**Multipower dimmable driver**

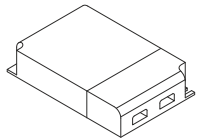
IN: 110 - 240V
OUT: 350 mA, 1-3 COB LED (art. 0107)



12,3 x 8 x 2,2 cm 8,4 cm SELV

0145/DALI Dimmer LED Maxi**Multipower dimmable driver**

IN: 110 - 240V
OUT: 350 mA, 1-3 COB LED (art. 0107)



12,3 x 8 x 2,2 cm 8,4 cm SELV

0133

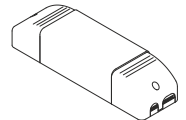
Cavo di sincronizzazione per dimmer LED
Synchronization cable for dimmer LED
(art. 0129 - art. 0145 - art. 0145/DALI) L 150 cm

**0726/DIM****LED dimmer**

TAGLIO DI FASE (IGBT-TRIAC, TRAILING EDGE-LEADING EDGE)

PHASE CUT-OFF (IGBT-TRIAC, TRAILING EDGE-LEADING EDGE)

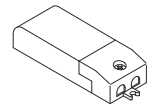
IN: 220 - 240V
OUT: 24V - 20W
350 mA, 1-2 COB LED (art. 0107)



16,5 x 4,5 x 3,5 cm 5,6 cm SELV

0733/DIM**LED dimmer**Alimentatori elettronici dimmerabili (IGBT-TRIAC) in corrente continua
Direct current dimmable (TRAILING EDGE-LEADING EDGE) electronic drivers

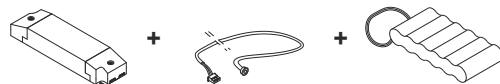
IN: 220 - 240V
OUT: 350 mA, 1 COB LED (art. 0107)



8,7 x 3,8 x 2,1 cm 4,2 cm SELV

UNITA' DI EMERGENZA LED
LED EMERGENCY UNIT**0115/EM****LED Emergency Unit**

Kit Inverter + Battery + LED indicator



15,5 x 5,2 x 2,5 cm 80 cm

